



download guide.

How to download and log in to the 'my wealth invest' app on an Apple device

contents.



Finding the app	1
Account creation	2
Password creation	3
Verification	4
Notifications	5
Biometric login	6
Login complete	7

finding the app.



Click the 'App store' button in your login email, or open the App Store on your device and search for 'my wealth invest'.

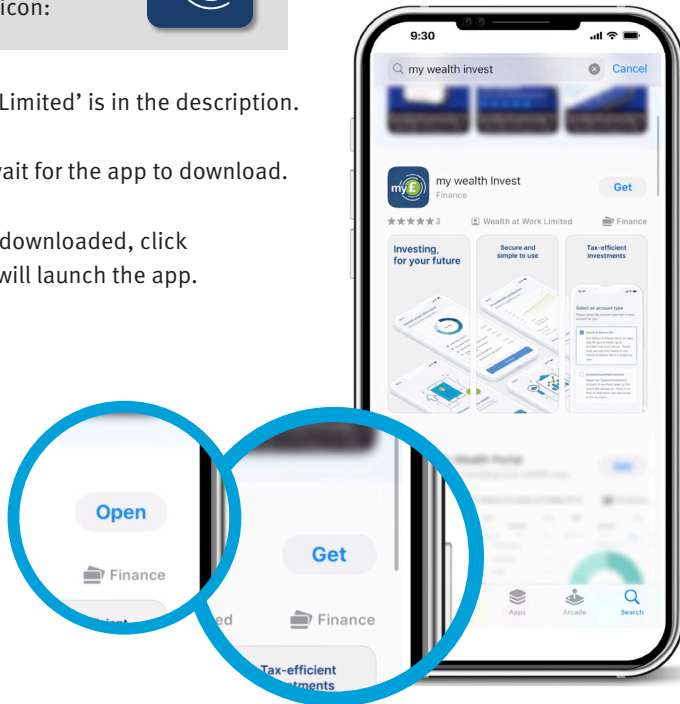
If searching in the App Store, you will see the following icon:



'Wealth at Work Limited' is in the description.

Click 'Get' and wait for the app to download.

Once the app is downloaded, click 'Open' and this will launch the app.

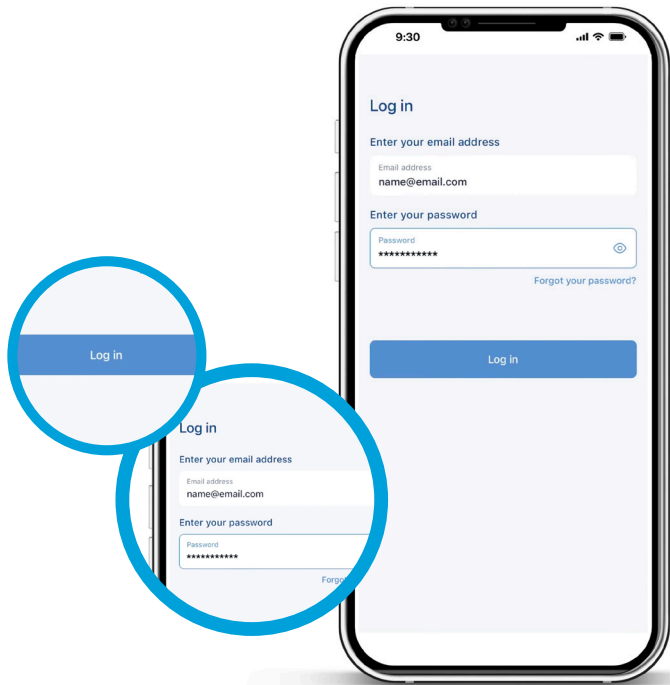


If you have any queries about using the app, please contact us on **0800 028 3200** or email mywealth@wealthatwork.co.uk

account creation.



Now you can log in using the unique username and password details provided in your login email.



If you have any queries about using the app, please contact us on **0800 028 3200** or email mywealth@wealthatwork.co.uk

my wealth
part of the Wealth at Work group

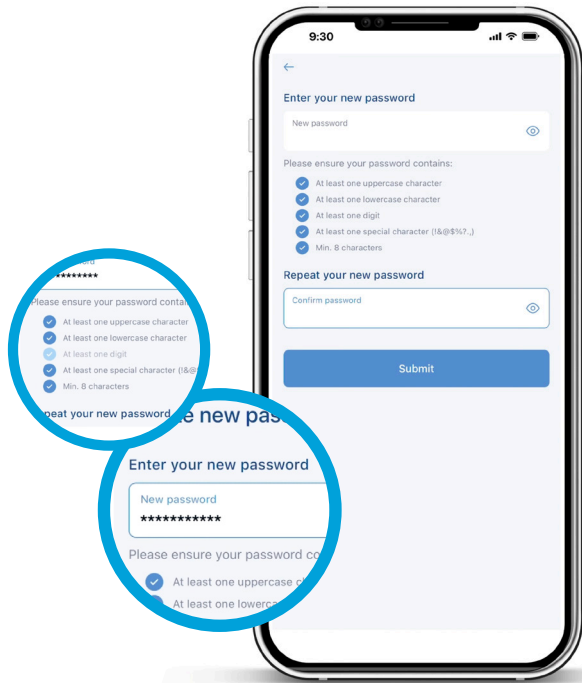
password creation.



As the password provided for first login is a temporary password, you will be asked to create your own memorable password.

This must contain at least:

- 1 uppercase character
- 1 lowercase character
- 1 number
- 1 special character
- 8 characters



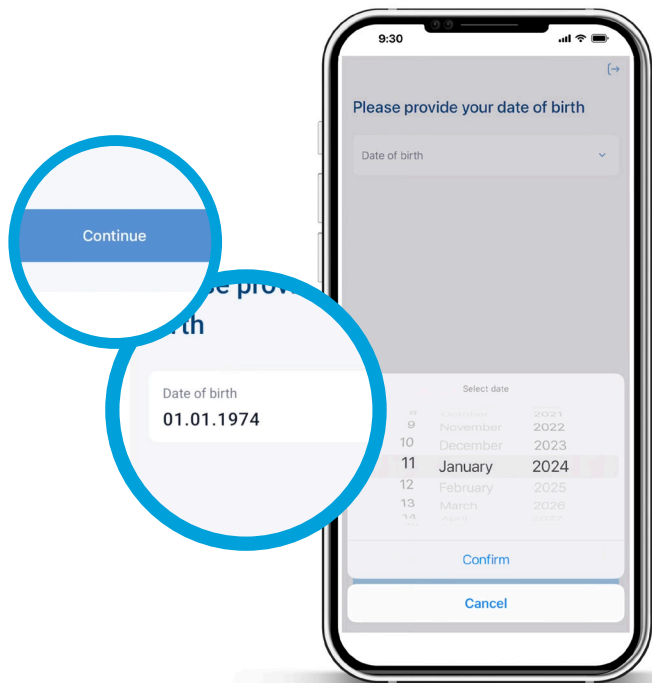
If you have any queries about using the app, please contact us on **0800 028 3200** or email mywealth@wealthatwork.co.uk

verification.



Now, to verify that it's you, you'll be asked to enter your date of birth.

Once the correct date is selected, click 'Confirm', and then the blue 'Continue' button to proceed.



If you have any queries about using the app, please contact us on **0800 028 3200** or email **mywealth@wealthatwork.co.uk**

my wealth
part of the Wealth at Work group

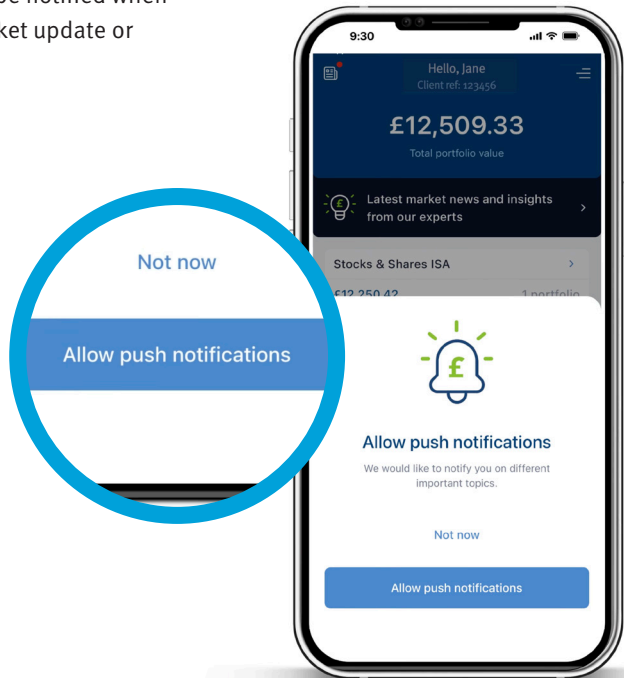
notifications.



You are now logged in.

Your device may ask you if you wish to allow push notifications.

If you accept, you will be notified when you receive a new market update or document.



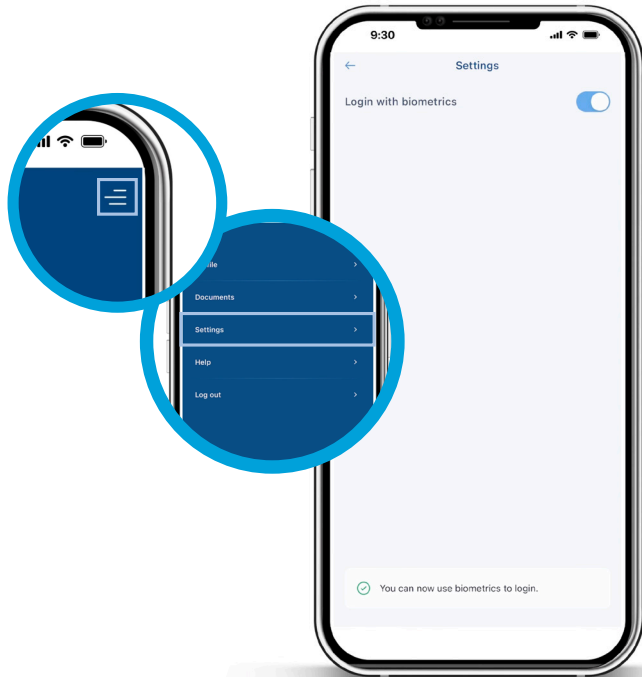
If you have any queries about using the app, please contact us on **0800 028 3200** or email mywealth@wealthatwork.co.uk

my wealth
part of the Wealth at Work group

biometric login.



If your phone supports logging in with fingerprint or facial recognition, you can turn on this functionality by selecting the icon in the top right corner from the main dashboard, select settings, and enable the 'Login with biometrics' option.



If you have any queries about using the app, please contact us on **0800 028 3200** or email mywealth@wealthatwork.co.uk

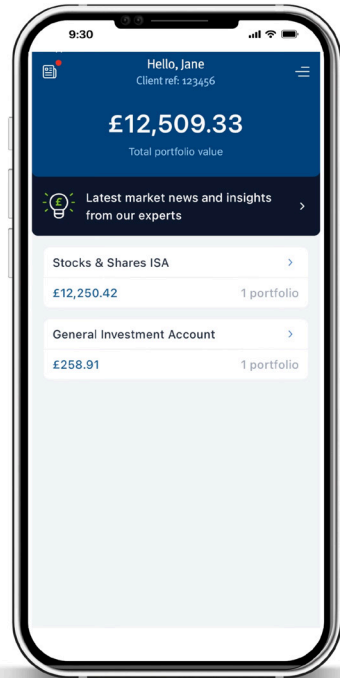
my wealth
part of the Wealth at Work group

login complete.



From the dashboard you can view your investments and transaction history and get the latest updates from the Investment Management team.

For more information on how to navigate around the app, read our app walkthrough guide.



If you have any queries about using the app, please contact us on **0800 028 3200** or email mywealth@wealthatwork.co.uk

my wealth
part of the Wealth at Work group

If you have any queries about using the app, please contact us on **0800 028 3200** or email **mywealth@wealthatwork.co.uk**

01/24

WEALTH at work and my wealth are trading names of Wealth at Work Limited which is authorised and regulated by the Financial Conduct Authority and is part of the Wealth at Work group. Registered in England and Wales No. 05225819. Registered Office: Third Floor, 5 St Paul's Square, Liverpool, L3 9SJ. Telephone calls may be recorded and monitored for training and record-keeping purposes.

my wealth
part of the Wealth at Work group